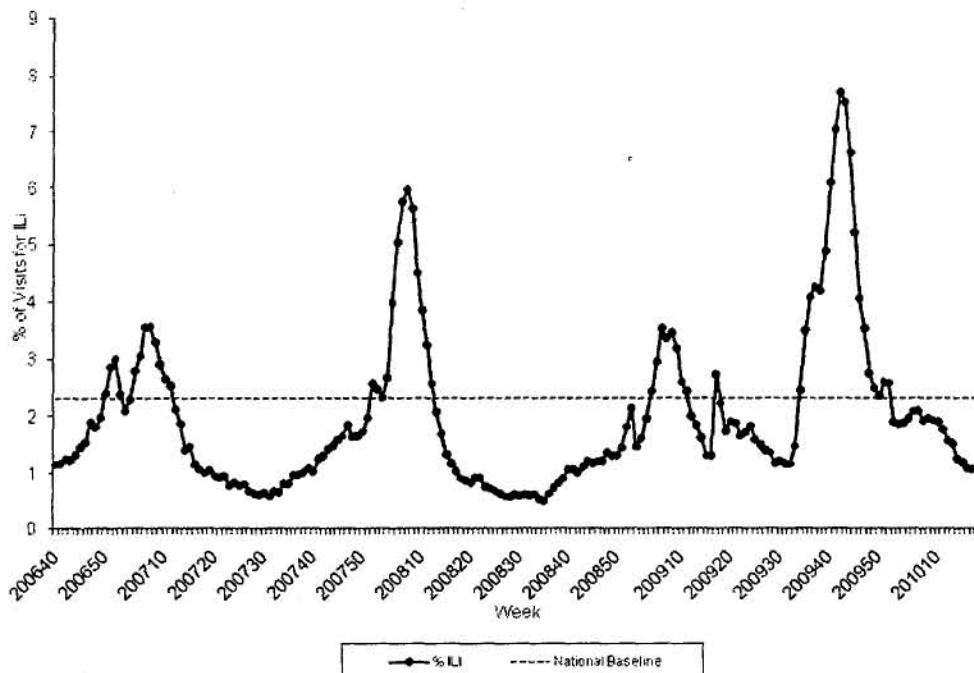


各国の流行状況

アメリカ

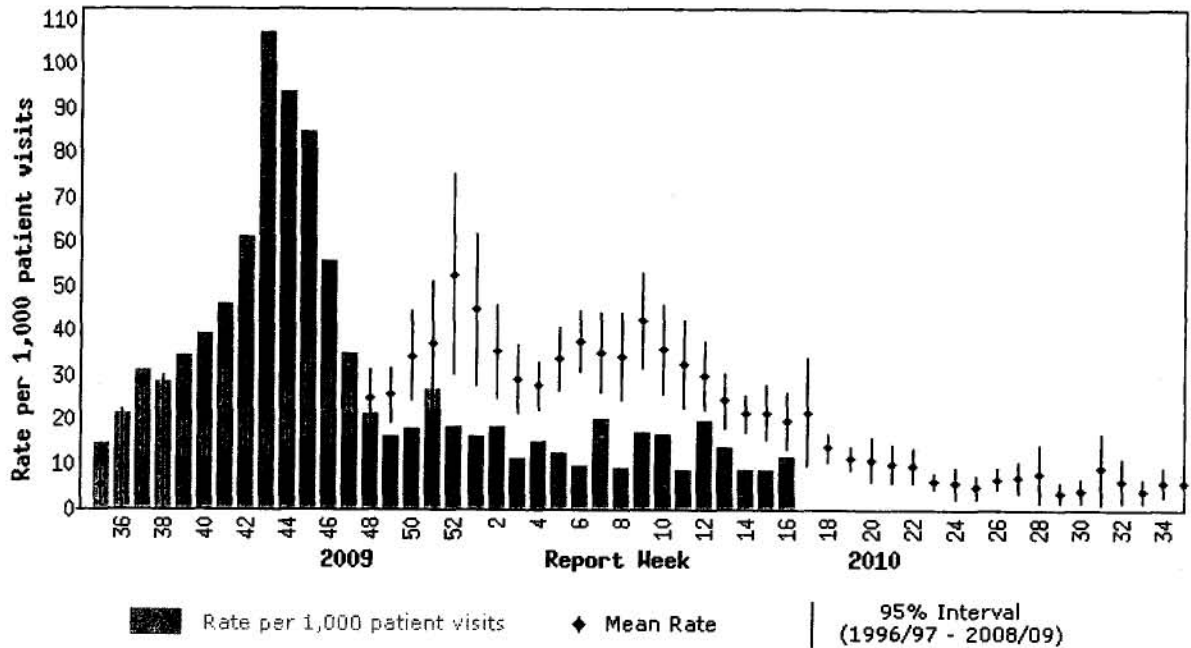
Percentage of Visits for Influenza-like Illness (ILI) Reported by the U.S. Outpatient Influenza-like Illness Surveillance Network (ILINet), National Summary 2008-2009 and Previous Two Seasons

(Posted May 14, 2010, 1:00 PM ET, for Week Ending May 8, 2010)



カナダ

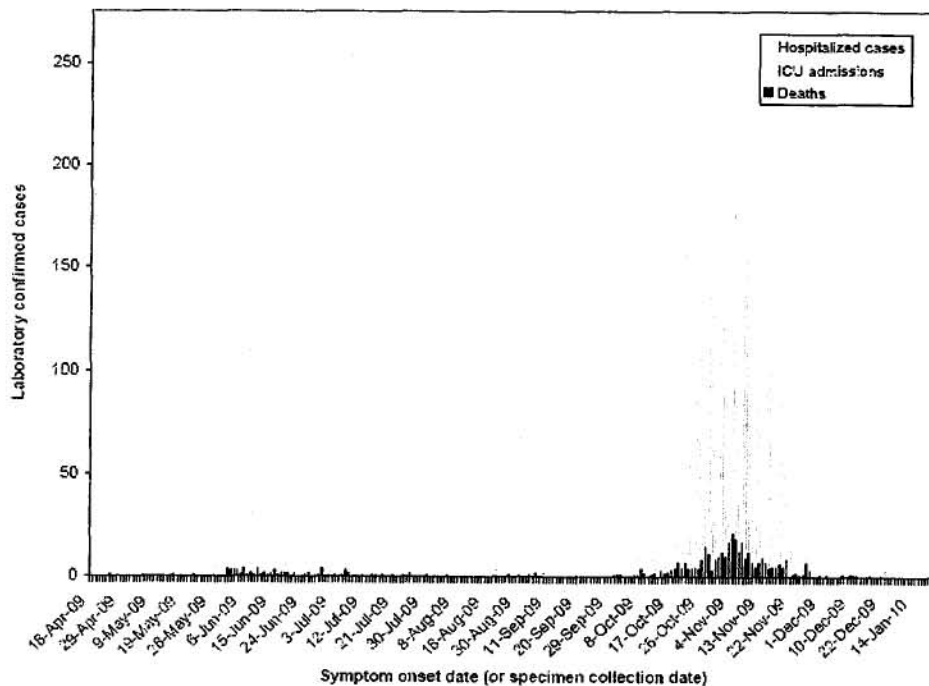
Influenza-like illness (ILI) consultation rates, Canada, by report week, 2009-2010 compared to 1996/97 through to 2008/09 seasons



Note: No data available for mean rate in previous years for weeks 19 to 39 (1996-1997 through 2002-2003 seasons). Delays in the reporting of data may cause data to change retrospectively.

カナダ

Figure 1. Number of laboratory-confirmed pandemic H1N1 2009 hospitalized cases, ICU cases and deaths in Canada by date of onset (or specimen collection date), reported to the PHAC as of April 24, 2009†

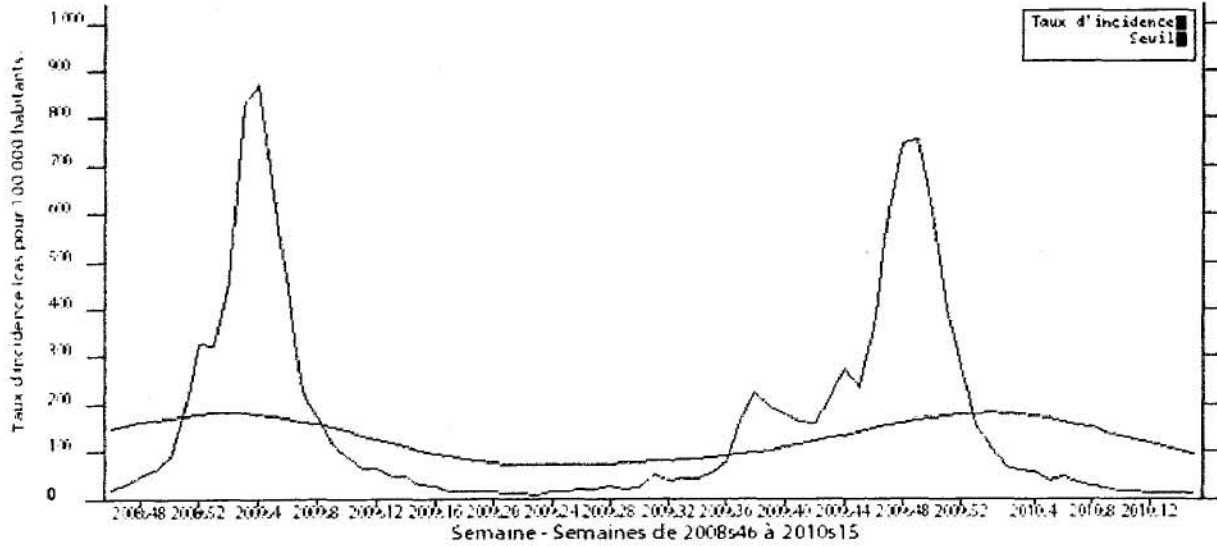


†Symptom onset date/specimen collection date was available for 99.1% of deaths, 97.2% of ICU cases and 97.8% of hospitalized cases for whom core information was available.

フランス

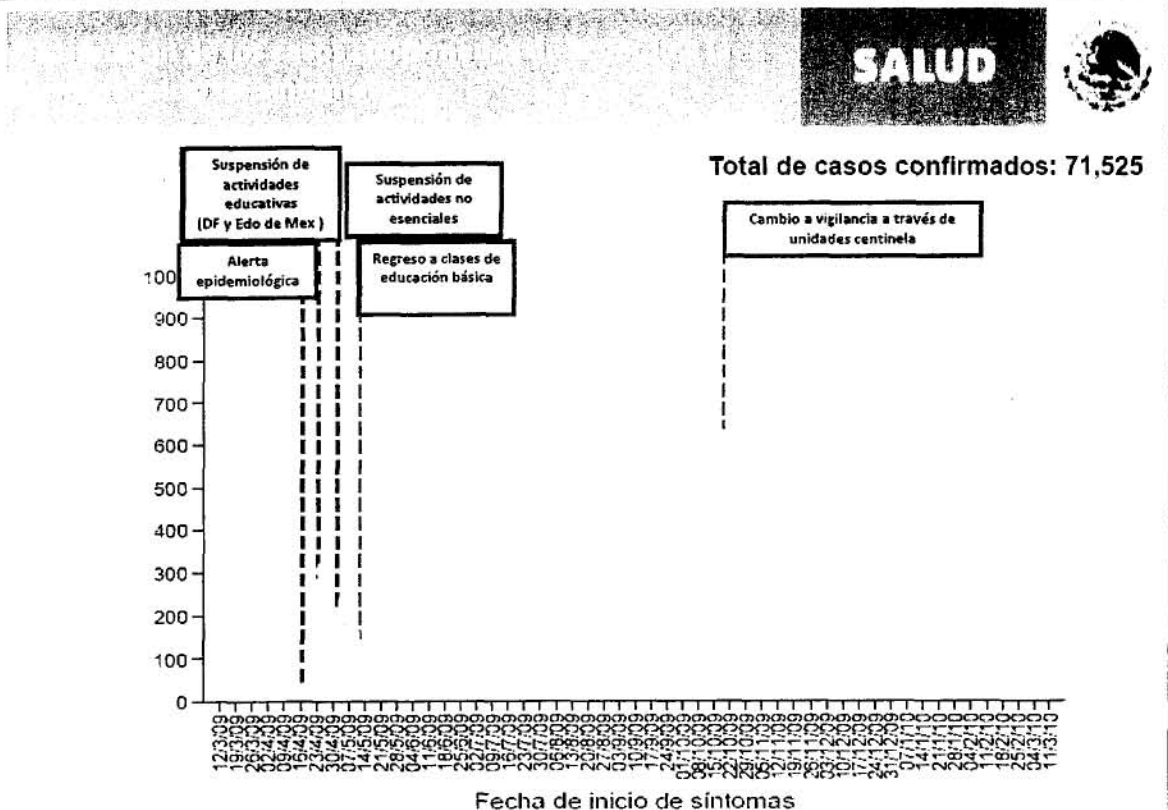
Weekly incidence rates of visits for influenza-like illness(per 100 000),France, week 46/2008 – week 15/2010, Sentinelles network

Réseau Sentinelles, Syndromes grippaux, France entière



11

メキシコ



Fuente: Base de datos InDRE.

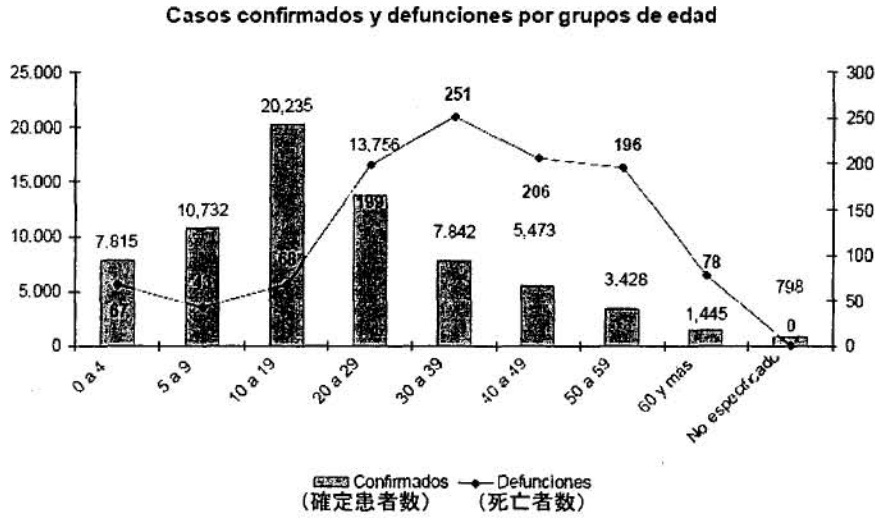
12

メキシコ

SALUD




Casos confirmados y defunciones por grupos de edad (71,525 casos confirmados y 1,111 defunciones)



FUENTE: Casos confirmados: Base de datos INDRÉ; Defunciones: CONAMED.

メキシコ

SALUD



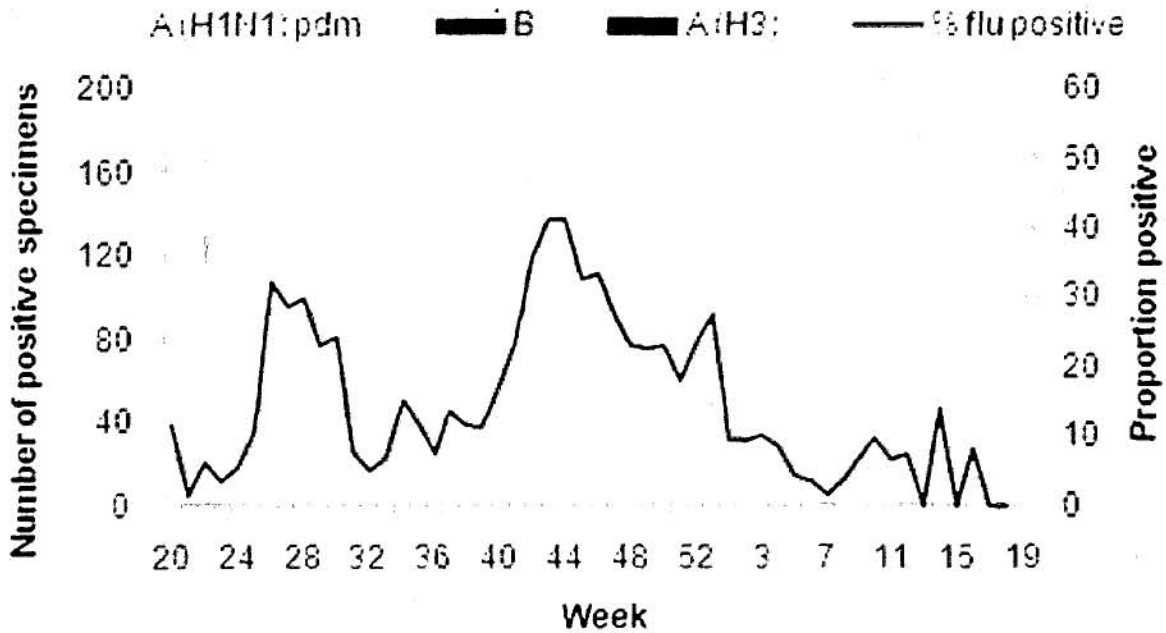
N = 1111

Grupo de Edad (años)	Defunciones Totales	%
< 1	20	1.8%
1 a 4	47	4.2%
5 a 9	43	3.9%
10 a 14	32	2.9%
15 a 19	36	3.2%
20 a 24	87	7.8%
25 a 29	113	10.2%
30 a 34	96	8.6%
35 a 39	156	14.0%
40 a 44	105	9.4%
45 a 49	102	9.2%
50 a 54	114	10.3%
55 a 59	83	7.5%
60 a 64	31	2.8%
65 a 69	21	1.9%
70 a 74	13	1.2%
75 y más	12	1.1%
Totales	1111	100.0%

69.6%

イギリス

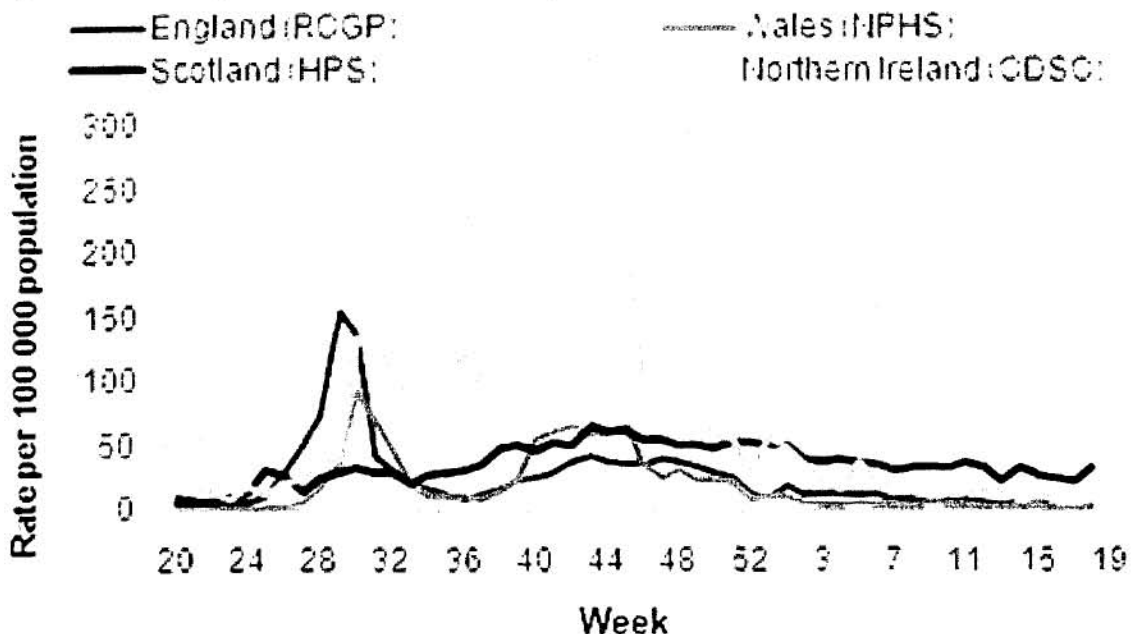
Figure 2: Weekly number and proportion of specimens collected through GP sentinel virological schemes positive for influenza (England only).



15

イギリス

Figure 1: Weekly GP influenza/influenza-like illness consultation rates in the UK.



16